

SensoIRIS BSST

EN54-3

Addressable Base with built-in sounder and strobe

Description

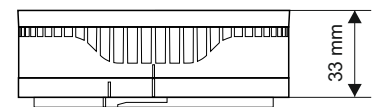
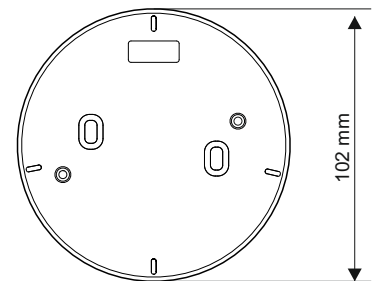
SensoIRIS BSST is an addressable fire base with built in sounder and strobe in its body. SensoIRIS BSST is designed for installing in addressable fire alarm systems supporting TTE communication protocol. The device is powered on from the panel and can be controlled via the communication protocol. The device is designed for easy installation and consist from two parts: mounting plane basis and sounder and strobe in a common body with factory mounted fire base.

Option - built-in isolator module (SensoIRIS BSOU IS).



Technical and Environmental Specifications

Operating Voltage Range	15 - 32VDC
Nominal consumption (stand-by)	<470µA @ 27VDC
Maximal consumption:	
- tone type 19, low volume level	<3 mA@27VDC
- tone type 19, high volume level	<10 mA@27VDC
Power volume (ton type 19), selectable from control panel:	
- low volume (up to 100 pcs Sensolris BSST to the loop)	.. 92dB
- high volume (up to 30 pcs Sensolris BSST to the loop)	.. 100dB
Power volume (other ton type), selectable from control panel:	
- low volume (up to 100 pcs Sensolris BSST to the loop)	.. 82 - 92dB
- high volume (up to 30 pcs Sensolris BSST to the loop)	.. 90 - 100dB
Frequency of the strobe flashing	1Hz
Number of tone types (selectable from the control panel)	32
Supported communication protocol	TTE
Wire Gauge for terminals	0.4 - 2.0mm ²
Operating temperature	-10°C to +60°C
Relative humidity resistance	(93 ± 3)% @ 40°C
Protection	IP21
Weight	127g
Color	white
Material	SAN, transparent



Packing Information

1 units SensoIRIS BSST includes one mounting base and one sounder and strobe base.

- **Packing box** - 1 unit SensoIRIS BSOU, dimensions 106x106x46 mm.
- **Carton box** - 100 units SensoIRIS BSOU, dimensions 560x362x320 mm.

Compatible Product Range

- **IRIS** - Addressable Fire Panel, 4 loops and 96 zones
- **SIMPO** - Addressable Fire Panel, 2 loops and 16 zones
- **SensoIRIS detectors series** - SensoIRIS T110 (IS), SensoIRIS S130 (IS), SensoIRIS M140 (IS)
- **IRIS TTE Loop** - Loop Expander for one loop
- **SensoIRIS Programmer** - Address Programming Tool

Contact Information:

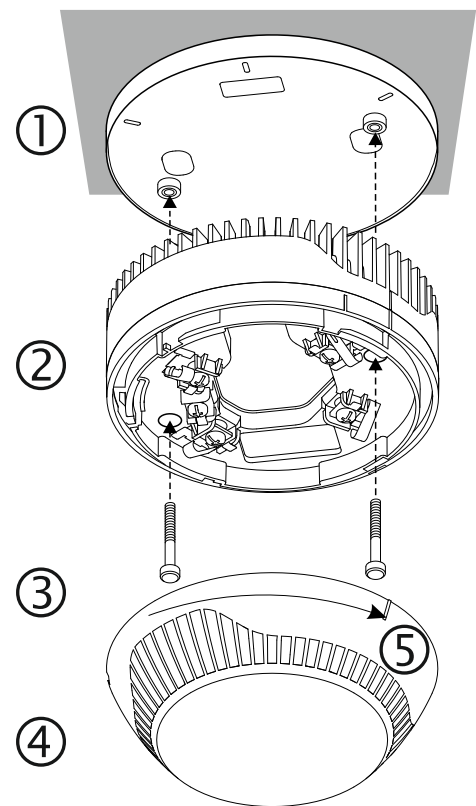
SensoIRIS BSST

EN54-3

Addressable Base with built-in sounder and strobe

Supported Tone Types and Description

Tone	Tone Type	Tone Description / Application
1		970Hz
2		800Hz/970Hz @ 2Hz
3		800Hz - 970Hz @ 1Hz
4		970Hz 1s OFF/1s ON
5		970Hz, 0.5s/ 630Hz, 0.5s
6		554Hz, 0.1s/ 440Hz, 0.4s (AFNOR NF S 32 001)
7		500 - 1200Hz, 3.5s/ 0.5s OFF (NEN 2575:2000)
8		420Hz 0.625s ON/0.625s OFF (Australia AS1670 Alert tone)
9		500 - 1200Hz, 0.5s/ 0.5s OFF x 3/1.5s OFF (AS1670 Evacuation)
10		550Hz/440Hz @ 0.5Hz
11		970Hz, 0.5s ON/0.5s OFF x 3/ 1.5s OFF (ISO 8201)
12		2850Hz, 0.5s ON/0.5s OFF x 3/1.5s OFF (ISO 8201)
13		1200Hz - 500Hz @ 1Hz (DIN 33 404)
14		400Hz
15		550Hz, 0.7s/1000Hz, 0.33s
16		1500Hz - 2700Hz @ 3Hz
17		750Hz
18		2400Hz
19		660Hz
20		660Hz 1.8s ON/1.8s OFF
21		660Hz 0.15s ON/0.15s OFF
22		510Hz, 0.25s/ 610Hz, 0.25s
23		800/1000Hz 0.5s each (1Hz)
24		250Hz - 1200Hz @ 12Hz
25		500Hz - 1200Hz @ 0.33Hz
26		2400Hz - 2900Hz @ 9Hz
27		2400Hz - 2900Hz @ 3Hz
28		800Hz - 970Hz @ 100Hz
29		800Hz - 970Hz @ 9Hz
30		800Hz - 970Hz @ 3Hz
31		800Hz, 0.25s ON/1s OFF
32		500Hz - 1200Hz, 3.75s/0.25s OFF (AS2220)



Note:

Dimensions with mounted detector:
 SensoIRIS T110/S130 . . . 102 x 63mm
 SensoIRIS T110/S130 . . . 102 x 70mm

Contact Information: